


DURMATMCNC

3015G

**QUALITY IS REFLECTED
IN EVERY DETAIL**

[Send Inquiry](#)



DURMA™ CNC




Cast Aluminum Beam

Corrosion resistant, anti-oxidant
Light weight, high cutting speed,
smooth and flat edges

Machine Bed

High temperature annealing,
high ductility, stable cutting



Autofocus Laser Head

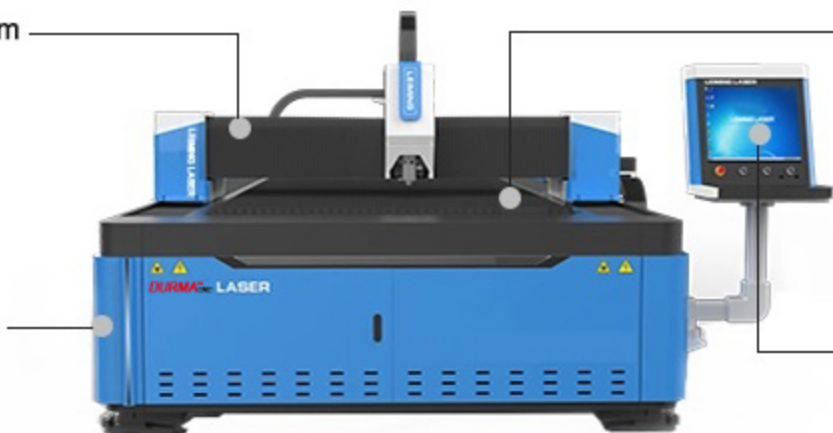
Flexible focusing, automatic cut
various thickness of plates.

Cast Aluminum Beam

Working Table

Open Type

Operation Panel



KEY COMPONENTS



Servo Motor and Drive
(Yaskawa or Panasonic)



Reduction Gear
(SHIMPO)



IPG Laser



Raycus Laser



Water-cooled Machine
(Double Temperature Controlling System)



Cutting Head
(Precitec)




Strict parts screening
to ensure every detail



Quality assurance during
assembly process,
ensure the error within a
reasonable range



Modify parameters,
compensate data to
ensure normal
parameters



Ex-factory acceptance,
3*24 hours after
smooth running,
modify parameters
again.

